

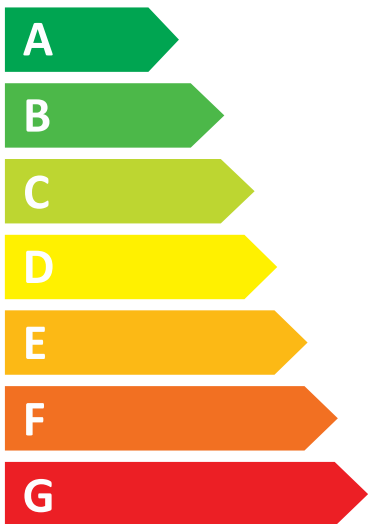



# ENERG




Bosch

SMD6ECX12E



**54** kWh / 



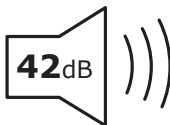
**14** x



**9,0** L



**4:30**



**A**BCD